

FABER
FRANKE'S AIR EXPERT

COLLECTION SERIES CHIMNEYS

FABER
FRANKE'S AIR EXPERT

SKYLIFT

Description: Sky Lift
Finish: White Glass
Controls: Electronics Control
Lighting: 4 LED Lights
Filter: Cassettes
Suction: 1000 m3/hr
Width (mm): 900



NEST PLUS

Description: NEST Plus
Finish: Stainless Steel/ Glass
Controls: Electronics New Remote
Lighting: Spotlight 4x20 W
Filter: Cassettes
Suction: 1000 m3/hr
Width (mm): 860



PAREO PLUS

Description: PAREO Plus
Finish: Tibetan Silver
Controls: Electronics New Remote
Lighting: 4 LED Lights
Filter: Cassettes
Suction: 1000 m3/hr
Width (mm): 500





ISLAND CHIMNEYS

STILUX ISOLA 90/120

Description: Stilux Isola Plus LTW 90/120
Finish: Stainless Steel
Controls: Touch
Lighting: 4 x 1.1W Spot Lamp
Filter: 3 Layer Baffle
Suction: 1000 m3/hr
Width (mm): 900/1200



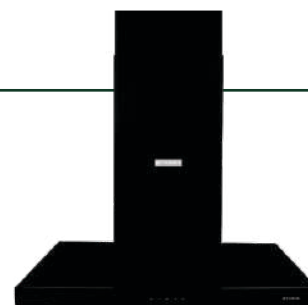
JANUS ISOLA 90

Description: JANUS ISOLA SS/BK LTW 90
SS Finish: SS+ Front Glass + Rear Glass
BK Finish: Black+ Front Glass + Rear Glass
Controls: Dual Touch control (Front + Rear)
Lighting: 4 x 1.1W LED Spot lamp
Filter: 3 Layer Baffle
Suction: 1000 m3/hr
Width (mm): 900



STILUX ISOLA BK 90

Description: Stilux Isola Plus LTW 90/ BK 90
Finish: Black
Controls: Touch
Lighting: 4 x 1.1W Spot Lamp
Filter: 3 Layer Baffle
Suction: 1000 m3/hr
Width (mm): 900



FEEL ISOLA BK TC 90

Description: Feel Isola BK TC 90
Finish: Glass at Front and Top +
Metallic Corrosion Resistant
GI Powder coated BK frame
Controls: Touch control (Dual)
Lighting: 4x Spot LED with 1.1W
Filter: 2 x 3 Layer Baffle Filter
Suction: 1000 m3/hr
Width (mm): 900



HERCULES ISOLA DTC BK 60/90

Description: Hercules Isola DTC BK 60/90
Finish: Glass at Front and Top +
Metallic Corrosion Resistant
GI Powder coated BK frame
Controls: Touch control (Dual)
Lighting: 4x Spot LED with 1.1W
Filter: 3 x 3 Layer Baffle Filter
Suction: 1000 m3/hr
Width (mm): 600/900



3-in-1 Aerostation Chimneys with 3D Technology



GLAMOUR PRO 3D BK FT 60/90

Description: 3N1 Aerostation Glamour Pro 3D BK FT 60/90
Finish: Black
Speed: 3+ Intensive
Controls: Feather Touch With Backlit
Lighting: 2x1.5W LED lamp
Filter: 3 Layer Baffle
Suction: 1095 m3/hr
Width: (mm)600/900
FAN: Controls: Premium Backlit Soft Touch panel, Motor: 4 Speed
PURIFIER: Nylon Filter: Remove particles such as dust and dirt from the air.
Carbon Filter: Traps Odour, Gases and Neutralise them. HEPA 1.0 PM Filter: Removes Dust, Smoke particles up to size of 1 Micron.



STAR PRO 3D TC AB 60/90

Description: 3N1 Aerostation Star Pro 3D TC AB 60/90
Finish: Alligator Black
Speed: 3+ Intensive
Controls: Touch With Backlit
Lighting: 2x1.5W LED lamp
Filter: 3 Layer Baffle
Suction: 1095 m3/hr
Width: (mm) 600/900
FAN: Controls: Premium Backlit Soft Touch panel, Motor: 4 Speed
PURIFIER: Nylon Filter: Remove particles such as dust and dirt from the air.
Carbon Filter: Traps Odour, Gases and Neutralise them. HEPA 1.0 PM Filter: Removes Dust, Smoke particles up to size of 1 Micron.




SPARKLE PRO 3D TC AB FT 90

Description: 3N1 Aerostation Sparkle Pro 3D AB FT 90
Finish: Alligator Black
Speed: 3+ Intensive
Controls: Touch With Backlit
Lighting: 2x1.5W LED lamp
Filter: 3 Layer Baffle
Suction: 1095 m3/hr
Width: 900 (mm)
FAN: Controls: Premium Backlit Soft Touch panel, Motor: 4 Speed
PURIFIER: Nylon Filter: Remove particles such as dust and dirt from the air.
Carbon Filter: Traps Odour, Gases and Neutralise them. HEPA 1.0 PM Filter: Removes Dust, Smoke particles up to size of 1 Micron.



3N1 AEROST. SPARK PRO 3D BK FT 60/90

Description: 3N1 AEROST. SPARK PRO 3D BK FT 60/90
Finish: Black Matt
Controls: Feather Touch with Backlit
Lighting: 2 x spot LED of 1.1W each
Filter: 3 Layer Baffle Filter
Suction: 1095 m3/hr
Width (mm): 600/900





3D CHIMNEYS

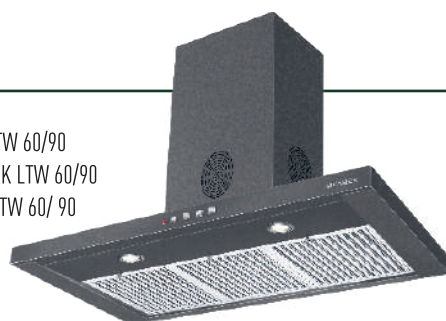
STILUX 3D

Description: Stilux 3D Plus T2S2 TC Sen Max LTW 90/60
Stilux 3D T2S2 BK TC LTW 60/90/120
Stilux 3D T2S2 TC LTW 60/90
Finish: Stainless Steel/ Black / Black Mirror
Controls: Touch
Lighting: 2x1.1W LED lamp
Filter: 3 Layer Baffle Filter
Suction: 3D Plus Max: 1350 m3/hr,
3D: 1095 m3/hr, 3D Plus: 1150 m3/hr.
Width : (mm) 600/900/1200



STILO 3D

Description: Stilo 3D Plus T2S2 Max LTW 60/90
Stilo Slim 3D Plus T2S2 BK LTW 60/90
Stilo Slim 3D Plus T2S2 LTW 60/ 90
Finish: Stainless Steel/ Black
Controls: Push Buttons
Lighting: 2x1.1W LED lamp
Filter: 3 Layer Baffle
Suction: 3D Plus Max: 1350 m3/hr,
3D: 1095 m3/hr, 3D Plus: 1150 m3/hr.
Width: (mm)600/900



FEEL 3D

Description: Feel 3D Plus T2S2 TC Sen Max LTW 90/60
Feel 3D T2S2 Bk TC LTW 60/90
Feel 3D T2S2 Bk PB LTW 60/90
Feel 3D T2S2 PB LTW 60/90
Finish: Black with Curve Glass
Controls: Touch / Push Button Control
Lighting: 2x1.1W LED lamp
Filter: 3 Layer Baffle
Suction: 3D Plus Max: 1350 m3/hr,
3D: 1095 m3/hr
Width: (mm)600/900



ARCO 3D


Description: Arco 3D T2S2 Max LTW 60/90
Arco 3D Plus T2S2 Bk LTW 60/90
Arco 3D Plus T2S2 LTW 60/90
Finish: Black with Bend Glass
Controls: Push Buttons
Lighting: 2x1.1W LED lamp
Filter: 3 Layer Baffle
Suction: 3D Plus Max: 1350 m3/hr,
3D: 1095 m3/hr, 3D Plus: 1150 m3/hr.
Width: (mm) 600/900



3D CHIMNEYS

SUPER 3D

Description: Super 3D Plus MAX T2S2 BK TC 60/90
Super 3D Plus T2S2 Bk TC LTW 60/90
Finish: Black with Flat Glass
Controls: Touch
Lighting: 2x1.1W LED lamp
Filter: 3 Layer Baffle
Suction: 3D Plus Max: 1350 m3/hr,
3D Plus: 1150 m3/hr
Width : (mm)600 /900



TOPAZ SMART 3D

Description: Topaz Smart 3D T2S2 Bk TC LTW 60/90
Finish: Black Conical with Front Mirror
Controls: Touch Control
Lighting: 2x1.1W LED lamp
Filter: 3 Layer Baffle
Suction: 1095 m3/hr
Width : (mm)600/900



*Smart: Smoke & Smell Sensor Technology

TRATTO 3D

Description: Tratto 3D T2S2 LTW 60/90
Finish: Black with Black Mirror
Controls: Touch Control
Lighting: 2x1.1W LED lamp
Filter: 3 x 2 Layer Baffle
Suction: 1095 m3/hr
Width : (mm)600/900



COCKTAIL 3D

Description: Cocktail 3D T2S2 BK TC LTW 60/90
Finish: Black Mirror
Controls: Touch
Lighting: 2x1.1W LED lamp
Filter: Cassette
Suction: 1095 m3/hr
Width: (mm)600/ 900




TENDER 3D

Description: Tender 3D T2S2 Max LTW 60/90/ BK 60/90
Tender 3D T2S2 LTW 60/90
Tender 3D T2S2 BK LTW 60/90
Finish: Stainless Steel Conical/ Black
Controls: Push Buttons
Lighting: 2x2W CFL lamp
Filter: 3 Layer Baffle
Suction: 3D Max: 1295 m3/hr,
3D: 1095 m3/hr, 3D Plus: 1150 m3/hr.
Width : (mm)600/900



GLASSY 3D

Description: Glassy 3D T2S2 Max LTW 60/90
Glassy 3D T2S2 LTW 60/75/90
Glassy 3D T2S2 BK LTW 60/90
Finish: Stainless Steel / Black Glass
Controls: Push Button Control
Lighting: 2x1.1W LED lamp
Filter: 3 Layer Baffle
Suction: 3D Plus Max: 1350 m3/hr,3D: 1095 m3/hr,3D Plus: 1150 m3/hr.
Width : (mm)600 /750/ 900





WALL CHIMNEYS

PRETTY PLUS PRO

Description: Pretty Plus Pro BK LTW 60
Finish: Black Powder Coated
Controls: Push Button
Lighting: 2x1.1W LED lamp
Filter: Baffle
Suction: 1000 m3/hr
Width (mm): 600



MARTINI

Description: Martini TC BK LTW 60
Finish: Black Mirror
Controls: Touch
Lighting: 2x1.1W LED lamp
Filter: Baffle
Suction: 1000 m3/hr
Width (mm): 900



CONICO BK 60

Description: Conico BF BK 60
Finish: Black Powder Coated
Controls: Push Button
Lighting: 2x2W LED Filament lamp
Filter: Baffle / Cassette
Suction: 800 m3/hr
Width (mm): 600



CLASS PLUS

Description: Class Plus LTW 60
Finish: Black
Controls: Push Button
Lighting: 2x2W LED Filament lamp
Filter: Baffle
Suction: 1000 m3/hr
Width (mm): 600



RUBY XL TC

Description: Ruby XL TC BK 60
Finish: Black
Controls: Touch
Lighting: LED Lamp 1x2 W
Filter: Baffle
Suction: 700 m3/hr
Width (mm): 600



GLASSY

Description: Glassy SS LTW 60
Finish: Stainless Steel and Glass
Controls: Push Button
Lighting: 2x1.1W LED lamp
Filter: Baffle
Suction: 800 m3/hr
Width (mm): 600



RUBY XL TC

Description: Ruby XL TC SS 60
Finish: Stainless Steel
Controls: Touch
Lighting: LED Lamp 1x2 W
Filter: Baffle
Suction: 700 m3/hr
Width (mm): 600



CONICO

Description: Conico SS 60/ SS BF 60
Finish: Stainless Steel
Controls: Push Button
Lighting: 2x2W LED Filament lamp
Filter: Baffle / Cassette
Suction: 800 m3/hr
Width (mm): 600



RUBY XL PB

Description: Ruby XL PB SS 60
Finish: Stainless Steel
Controls: Push Button
Lighting: LED Lamp 1x2 W
Filter: Baffle
Suction: 700 m3/hr
Width (mm): 600



RAY

Description: RAY PLUS BK LTW 60
Finish: Black Powder Coated
Controls: Push Buttons
Lighting: 2x1.1W LED lamp
Filter: Baffle
Suction: 1000 m3/hr
Width (mm): 600



STEAM CLEAN FILTERLESS & AUTO CLEAN CHIMNEYS



INTRODUCING THE NEXT GENERATION OF AUTOCLEAN CHIMNEYS WITH 360 DEGREE STEAM DRIVE TECHNOLOGY



Faber presents the all new, all-powerful **Bolt Chimney** with never seen before **Steam Drive 360 Degree technology** that cleans the oil and other residues with just one touch.

Get ready for more performance with less maintenance.

EXPERIENCE ABSOLUTE POWER OF STEAM CLEANING

OTHER FEATURES



Filterless Technology
No cleaning hassles and zero cost maintenance.



Powerful Motor
Enables higher suction power, ensuring high performance and efficiency.

BOLT (Steam Clean Technology)

Description: BOLT FL SW SC BK 90
Finish: Black Tempered Glass
Function: Steam Clean
Controls: Gesture & Touch 2 Speed +1 Turbo
Lighting: 2x1.5W LED lamp
Filter: Filterless
Suction: 1500 m3/hr
Width (mm): 900
Blower: Metal Blower
Oil Collector: Stainless Steel



SIX WAY CHIMNEY

SIX KA FIX.

Faber presents the all new **auto clean** chimney with **3D T2S2 technology** that scoops out smoke faster, saves electricity and makes lesser noise with its six way suction technology.

KITCHEN SMOKE KA SIX WAY SOLUTION

Baffle Filter | Powerful motor | Heat Autoclean



6-WAY , DIRECT DRIVE, FILTERLESS & AUTO CLEAN CHIMNEY

ORIENT XPRESS 3D IND HC SC BK 60/SS 60

Description: HOOD ORIENT XPRESS 3D IND HC SC BK 60/SS 60
Finish: Stainless Steel Frame + Glass (Top, Front)
Functions: Heatclean
Controls: Gesture + Touch
Lighting: 2x LED of 1.5W each
Filter: 1 x Single Layer Filter
Suction: Between 1250 m3/hr
Width (mm): 600
Oil Collector: Stainless Steel



EVEREST SMART 3D IND HC SC BK 60/SS 60

Description: HOOD EVEREST SMART 3D IND HC SC BK 60/SS 60
Finish: Stainless Steel Frame + Glass (Top, Front)
Functions: Heatclean
Controls: Gesture + Touch
Lighting: 2x LED of 1.5W each
Filter: 1 x Single Layer Filter
Suction: Between 1250 m3/hr
Width (mm): 600
Oil Collector: Stainless Steel



PREMIA 3D PLUS IND 60/90

Description: Premia 3D Plus Ind HC SC BK60/90
Finish: Black Tempered Glass
Function: Auto Clean, 6 Way Suction, Filterless
Controls: Gesture & 3 Speed Touch switch
Lighting: 2x1.5W LED lamp
Filter: 2 x 2 Layer Baffle Filter
Suction: 1298 m3/hr
Width (mm): 600/900
Oil Collector: Stainless Steel



CREST 3D PLUS IND 60/90

Description: Crest 3d Plus IND HC SC BK60/90/SS 60
Finish: Black Tempered Glass
Function: Auto Clean, 6 Way Suction, Filterless
Controls: Gesture & 3 Speed Touch switch
Lighting: 2x1.5W LED lamp
Filter: 2 x 1 Layer Filter
Suction: 1275 m3/hr
Width (mm): 600/900
Oil Collector: Stainless Steel



AURA DIRECT DRIVE BF SC AC BK 60/90

Finish: Black Glass
Function: Auto Clean, 6 Way Suction, Filterless
Lighting: 2x1.5W LED lamp
Motor: 150 Watt BLDC Motor
Filter: 2 x Baffle Filter
Suction: 1100/1300 m3/hr
Controls: Touch + Gesture
Speed: 9-speed touch switch with motion sensor
Width (mm): 600/900
Oil Collector: Stainless Steel



STORM DIRECT DRIVE FL SC AC BK 60/90

Finish: Black Glass
Function: Auto Clean, 6 Way Suction, Filterless
Lighting: 2x1.5W LED lamp
Motor: 150 Watt BLDC Motor
Filter: 2 x Baffle Filter
Suction: 1300/1500 m3/hr
Controls: Touch + Gesture
Speed: 9-speed touch switch with motion sensor
Width (mm): 600/900
Oil Collector: Stainless Steel



Introducing Faber hood which comes with **Direct Drive Technology**. It is a type of permanent-magnet synchronous motor which directly drives the load.

In a DD motor, the use of a transmission or gearbox is eliminated—meaning that the number of moving parts in the system is reduced tremendously.

The result is a very efficient electric motor and a quiet, highly dynamic operation. Consequently, the direct drive mechanism gives a motor a very high lifetime.

Advantages of BLDC Motor

- These type of motors are smaller in size, light weight, high output.
- Allows variable speed selection as per requirement
- Lower generation of heat
- High Starting torque
- Faster response than conventional motors

**HIGH
TORQUE**

**LOW
MAINTENANCE**



AUTO CLEAN CHIMNEYS

VERTEX PLUS 60/90

Description: Vertex Plus FL TC HC BK 60/90
Finish: Black Tempered Glass
Function: Heat Autoclean
Controls: 3 Speed Gesture
Lighting: 2x1.5W LED lamp
Filter: Filterless
Suction: 1200/1500 m3/hr
Width (mm): 600/900
Blower: Metal Blower
Oil Collector: Stainless Steel



ZENITH

Description: Zenith FL SC AC BK 60/90
Finish: Black Tempered Glass
Function: Heat Autoclean
Controls: 3 Speed Gesture
Lighting: 2x1.5W LED lamp
Filter: Filterless
Suction: 1350 m3/hr
Width (mm): 600/900
Blower: Metal Blower
Oil Collector: Stainless Steel



APEX

Description: Apex FLHC SC BK 60/90
Finish: Black Tempered Glass
Function: Heat Autoclean
Controls: 3 Speed Gesture
Lighting: 2x1.5W LED lamp
Filter: Filterless
Suction: 1500 m3/hr
Width (mm): 600/900
Blower: Metal Blower
Oil Collector: Stainless Steel



ZEST

Description: Zest HC SC SS 60/90
Finish: Black Tempered Glass with SS
Function: Heat Autoclean
Controls: 3 Speed Gesture
Lighting: 2x1.5W LED lamp
Filter: 1 Pc Baffle Filter
Suction: 1100 m3/hr
Width (mm): 600/900
Blower: Metal Blower
Oil Collector: Stainless Steel



CREST PLUS IND

Description: HOOD CREST PLUS IND HC SC BK 60/90
Finish: Stainless Steel Frame + Glass (Top, Front)
Controls: Gesture + Touch
Lighting: 2 x LED of 1.5W each
Filter: 2 x 2 Layer Baffle Filter
Suction: 1225 m3/hr / 1200 m3/hr
Width (mm): 600/900



MERCURY

Description: Mercury HC TC BK 60/90
Finish: Black Tempered Glass
Function: Heat Autoclean
Controls: 3 Speed Touch
Lighting: 2x1.5W LED lamp
Filter: 1 Pc Baffle Filter
Suction: 1200 m3/hr
Width (mm): 600/900
Blower: Metal Blower
Oil Collector: Stainless Steel




AUTO CLEAN CHIMNEYS



EVEREST

Description: Everest SC TC HC BK 60/90
Finish: Black Glass + Black Powder Coated
Function: Heat Autoclean
Controls: 3 Speed Gesture
Lighting: 2x1.5W LED lamp
Filter: Filterless
Suction: 1200 m3/hr
Width (mm): 600/900
Blower: Metal Blower
Oil Collector: Stainless Steel



ACE PRO

Description: Ace Pro HC PB BK 60/90
Finish: Black Glass + Black Powder Coated
Function: Heat Autoclean
Controls: Push Button
Lighting: 2x1.5W LED lamp
Filter: Filterless
Suction: 1100 m3/hr
Width (mm): 600/900
Blower: Metal Blower with Metal Housing
Oil Collector: Stainless Steel



SUNNY

Description: Sunny HC SC BK 60/90
Finish: Black Glass + Black Powder Coated
Function: Heat Autoclean
Controls: 3 Speed Gesture
Lighting: 2x1.5W LED lamp
Filter: Filterless
Suction: 1200 m3/hr
Width (mm): 600/900
Blower: Metal Blower with Metal Housing
Oil Collector: Stainless Steel



JUPITER PLUS

Description: Jupiter Plus HC SC BK 60/90
Finish: Black Tempered Glass with SS
Function: Heat Autoclean
Controls: 3 Speed Gesture
Lighting: 2x1.5W LED lamp
Filter: Cone Baffle Filter
Suction: 1500 m3/hr
Width (mm): 600/900
Blower: Metal Blower
Oil Collector: Stainless Steel



RELISH PLUS HC BK TC 76

Description: Relish Plus HC BK TC 76
Finish: Black
Function: Electro Thermal Autoclean
Controls: Touch
Lighting: 2x1.5W LED lamp
Filter: Filter less
Suction: 1150 m3/hr
Width (mm): 760
Blower: Metal
Oil Collector: Stainless Steel



HOOD JARVIS HC SC BK 60

Description: Jarvis hc sc bk 60
Finish: Front Designer Glass+
Black powder coated body
Function: Heat Autoclean
Controls: Gesture + Touch
Lighting: 2x LED of 1.5W each
Filter: 2 x 2 Layer Baffle Filter
Suction: 1200 m3/hr
Width (mm): 600
Blower: Metal
Oil Collector: Stainless Steel

